

## -주의사항-

1. 반드시 v sim 온라인 사이트 기재하는 모든 정보(이름, 성 모두)는 **영어** 로만 작성 요망  
(한글사용시, 인식 에러로 접속이 불가능함)

2. 아래의 Webhard 는 당사에서 제공하는 계정 생성 동영상을 습득 후 진행 요망.

- Password 작성시, 영어 대소문자 필히 포함하여, 특수기호, 숫자로만 구성할 것.
- 학교명(소속기관명)을 제외 나머지는 예제와 동일하게 작성해도 됨.

<https://only.webhard.co.kr/>

ID : laerdal

PassWord : laerdal

아래 'vSim' 폴더에서 «학생버전 계정생성»실습하기 자료를 다운 받으시면 더욱 자세한 설명으로 참고에 도움이 됩니다.



3. V Sim 3 단계인 «Simulation»에 장기적인 접속이 안될 경우, 별도 첨부한 « Chrome 에서 쿠키 제거는 방법» 한 후 재 접속 요망.


4. 동일 ID & Password 로는 동시 접속이 안됨.

5. 다음 계성 생성하는 방법을 보기 전에 상기 내용 다시 읽어 보고 진행 요망.

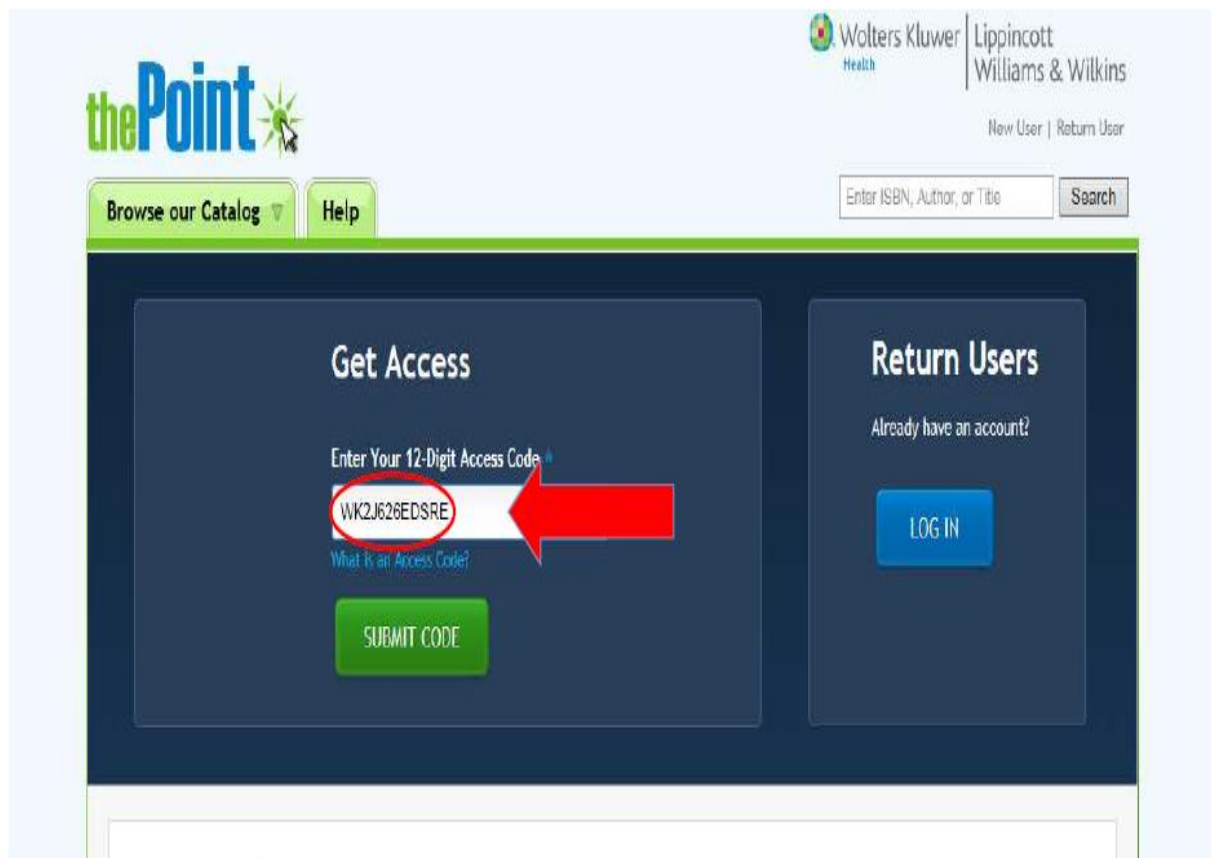
## V Sim for Nursing 학생용 Access Code 를 통한

### ID & Password 작성 순서도

1. <http://thepoint.lww.com/activate>로 접속 !!



2. 새 사용자의 경우 Get Access 에 부여받은 코드를 삽입!!



thePoint

Wolters Kluwer Health | Lippincott Williams & Wilkins

New User | Return User

Browse our Catalog Help

Enter ISBN, Author, or Title Search

### Get Access

Enter Your 12-Digit Access Code

WK2J626EDSRE

What Is an Access Code?

SUBMIT CODE

### Return Users

Already have an account?

LOG IN

### 3. 새 계정을 위한 정보 기입!!

✓ Enter Access Code

> Create an Account or Login

> Login Email and Password

Select Your Role

Register

Agree to Terms

Access Confirmation

## Login Email and Password

Note: An \* indicates mandatory information that must be provided before you may proceed.

What is your email address? \*

Do you have a password?

☒ No, I am new.

☐ I'm not sure. Please check for me.

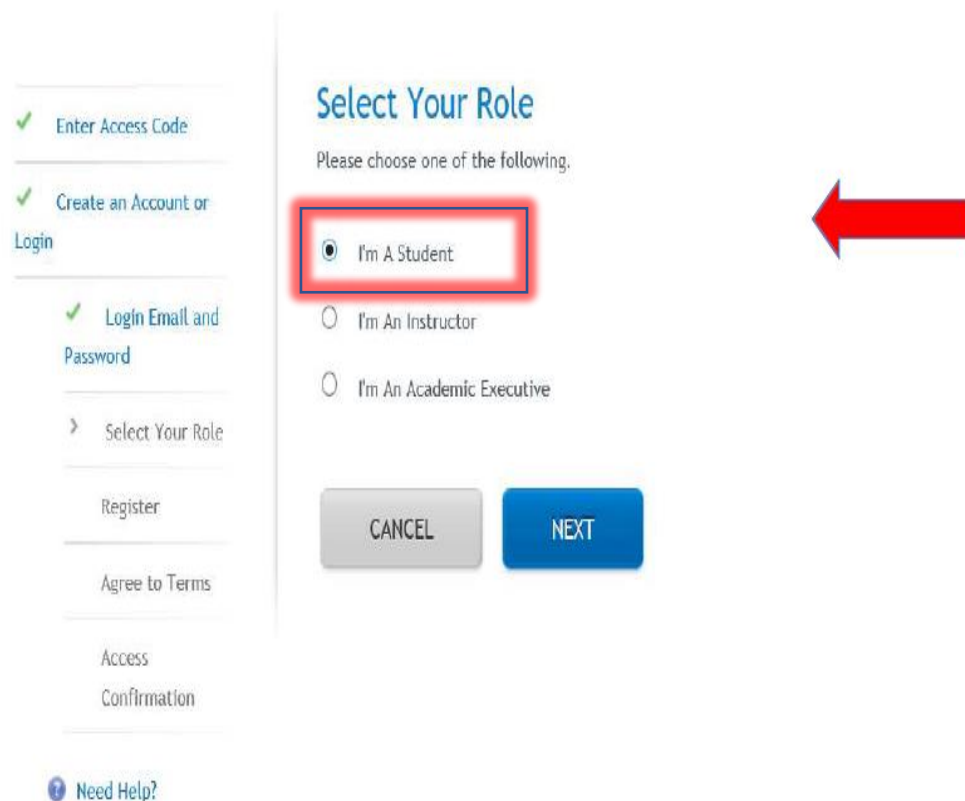
☐ Yes, I have a password.

CANCEL

NEXT



### 3. 새 계정을 위한 정보 기입!!



**Select Your Role**

Please choose one of the following.

- ☒ I'm A Student
- ☐ I'm An Instructor
- ☐ I'm An Academic Executive

**CANCEL** **NEXT**

**Need Help?**

### 3. 새 계정을 위한 정보 기입!!

✓ Enter Access Code

✓ Create an Account or Login

✓ Login Email and Password

✓ Select Your Role

> Register

Agree to Terms

Access Confirmation

## Register

Note: An \* indicates mandatory information that must be provided before you may proceed.

Since you're new you'll need to create an account. Please fill out the required fields below.

First Name \*

Student

Last Name \*

01

Email Address \*

LMKnursing@vsim.com

Confirmation Email Address \*

LMKnursing@vsim.com

Password \*

••••••••

Confirmation Password \*

••••••••

Please ensure that your new password meets all requirements.

**Password 작성시, 영어 대소 문자를 포함하여, 특수문자, 숫자로 구성할 것**

### 3. 새 계정을 위한 정보 기입!!

- Numerals (0 through 9)
- Non-alphabetic characters (such as !, \$, #, %)
- Cannot contain all or part of the user's account name
- Cannot contain all or part of the user's email address
- Minimum password length: 8

**School/Institution Name \***

*Do not use nicknames (e.g. U Mass) or abbreviations (e.g. UCLA)*

Misc-Default Filler

☐ I am not affiliated with an institution.

**Address Line 1**

test

**Address Line 2**

test

**City \***

Seoul

**State or Province \***

Not Applicable

**Postal \***

12345



**정보 기입은 내용은 영어로만 작성할 것**

**« 한글 사용시 인식 에러 발생됨 »**

## 3. 새 계정을 위한 정보 기입!!

✓ Enter Access Code

✓ Create an Account or Login

✓ Login Email and Password

✓ Select Your Role

✓ Register

> Agree to Terms

Access Confirmation

Walters Kluwer does not share or sell any user information, financial information, or unique identifiers to any advertiser or third party. Read our [Privacy Policy](#) for more information.

\* Indicates

### Agree to Terms

One more step. Please complete these last fields and review the terms and conditions of service.

☐ Opt Out of Emails

Select to indicate you do not want to receive emails about product update or marketing information from Walters Kluwer.

Terms and Conditions \*

You must accept the Walters Kluwer [Terms and Conditions](#) of use in order to access any Walters Kluwer website or product. You cannot proceed with registration until you've accepted the Terms and Conditions.

☒ I accept  
☐ I decline

Privacy Policy \*

You must acknowledge you have received and reviewed the Walters Kluwer [Privacy Policy](#) in order to access any Walters Kluwer website or products.

☒ I accept  
☐ I decline

CANCEL NEXT





## 4. 계정 만들기 완성!!

✓ Enter Access Code

✓ Enter status


✓ Create an account

✓ Add Institution Information

✓ Register

✓ Agree to Terms

> Confirmation




### Success!

You have successfully redeemed your access code.

Title: vSim for Nursing | Medical-Surgical

Timeframe:  
July 16, 2015 to July 15, 2017



CONTINUE